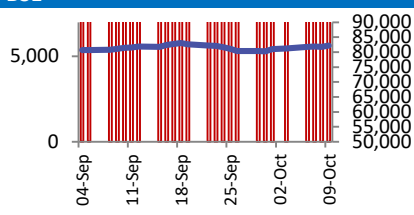
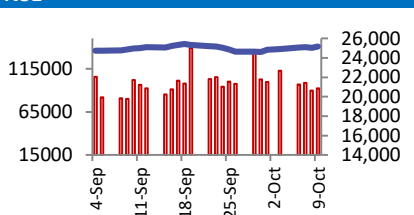


BSE	NSE																												
 <table> <tr><td>Open</td><td>82049</td></tr> <tr><td>High</td><td>82439</td></tr> <tr><td>Low</td><td>82043</td></tr> <tr><td>Close</td><td>82327</td></tr> <tr><td>Change</td><td>-174</td></tr> <tr><td>Volume (Lacs)</td><td>7101</td></tr> <tr><td>Turnover (Rs.inCr)</td><td>8779</td></tr> </table>	Open	82049	High	82439	Low	82043	Close	82327	Change	-174	Volume (Lacs)	7101	Turnover (Rs.inCr)	8779	 <table> <tr><td>Open</td><td>25177</td></tr> <tr><td>High</td><td>25267</td></tr> <tr><td>Low</td><td>25152</td></tr> <tr><td>Close</td><td>25227</td></tr> <tr><td>Change</td><td>-58</td></tr> <tr><td>Volume(Lacs)</td><td>43785</td></tr> <tr><td>Turnover(Rs.in Cr)</td><td>91723</td></tr> </table>	Open	25177	High	25267	Low	25152	Close	25227	Change	-58	Volume(Lacs)	43785	Turnover(Rs.in Cr)	91723
Open	82049																												
High	82439																												
Low	82043																												
Close	82327																												
Change	-174																												
Volume (Lacs)	7101																												
Turnover (Rs.inCr)	8779																												
Open	25177																												
High	25267																												
Low	25152																												
Close	25227																												
Change	-58																												
Volume(Lacs)	43785																												
Turnover(Rs.in Cr)	91723																												

World Markets	Current	Previous	Pt. Chg	Var(%)
Dow	46068	45480	588	1.29%
Dow Futures	46385	46298	87	0.19%
Nasdaq	22695	22204	490	2.21%
FTSE	9443	9427	15	0.16%
Nikkei	47521	48089	(568)	-1.18%
Hang Seng	25805	25889	(84)	-0.32%
Gift Nifty	25316	25306	10	0.04%
Straits Singapore	4388	4390	(1)	-0.03%
South Korea	3608	3585	24	0.66%
Taiwan	27239	26923	316	1.17%
Shanghai	3905	3890	15	0.39%

Commodity Prices	Current	Previous	Pt. Chg	Var(%)
Copper (\$/MT)	10821	10518	303	2.9%
Alumin (\$/MT)	2763	2748	15	0.5%
Zinc (\$/MT)	3021	3002	20	0.6%
Brent Crude (\$/bbl)	63	63	0	0.3%
Gold (\$/Ounce)	4149	4110	38	0.9%
Silver (\$/Ounce)	53	52	1	1.1%
Light Crude (\$/bbl)	60	59	0	0.3%
N G (\$/mmbtu)	3	3	(0)	-0.9%
Sugar (\$/MT)	444	450	(6)	-1.4%
Rubber (Rs./kg)	186	188	(2)	-1.1%
Baltic Dry Index	2144	1936	208	10.7%

Currency Exchange Rate	Current	Previous	Var(%)
Rs./ \$ rate	88.68	88.69	-0.02%
Rs./ Euro	102.81	102.65	0.16%
Rs./Chinese Yuan	12.43	12.44	-0.06%
Yen / \$ rate	152.38	152.28	0.07%
\$ US/Euro	1.16	1.16	0.04%

Dollar Index	Current	Previous	Var(%)
Dollar Index	99.27	99.27	0.00%

Support/ Resistance Levels for Today		
	Nifty	Bank Nifty Fut
Support 1	25160	56640
Support 2	25100	56420
Resistance	25280	57000

Securities in Ban For Trade	
RBLBANK	SAMMAANCAP

Market Review

US: Wall Street's main indexes ended sharply higher on Monday, led by gains in Broadcom and other chipmakers, after President Donald Trump struck a conciliatory tone about renewed U.S.-China trade tensions, easing investor worries.

Asia: Asian stocks made a tentative rebound in early trade on Tuesday, with an uneven recovery taking place across regional equity markets after signs that trade negotiations between the U.S. and China remain on track.

India: The last-hour buying helped Indian benchmark indices recover intraday losses, ending marginally lower after a choppy session on October 13, as Nifty 50 closed above 25,200 amid some easing in US-China trade rhetoric, hopes of progress in India-US trade talk as pointed out of PM Modi, and the peace deal between Hamas and Israel. **Market is expected to open on a flattish note and likely to witness range bound move during the day.**

Global economy:

IMF meetings begin under fresh cloud of US-China trade tensions. The IMF and World Bank's semi-annual gathering commenced amidst renewed trade tensions between the US and China. While initial market reactions were negative, a de-escalation in rhetoric offered some relief. Global growth is expected to slow slightly, with a focus on job creation and support for Ukraine's reconstruction.

US-China Trade War- China declared its readiness to "fight to the end" in a trade war with the United States following President Trump's announcement of an additional 100 percent tariff on all Chinese goods. Beijing stated its export controls on rare earths are legitimate actions to improve its system and safeguard national security.

Singapore keeps monetary policy unchanged as growth remains firm and stated that Singapore's economic growth has turned out stronger than expected and the output gap will remain positive in 2025 and come in around 0% next year.

Commodities: Oil prices rose on Tuesday as early signs of a thaw in U.S.-China trade tensions bolstered market sentiment, alleviating concerns over global fuel demand.

Gold prices climbed to a record high on Tuesday as renewed U.S.-China trade tensions exacerbated broader uncertainty, bolstering safe-haven demand, while the prospects of U.S. rate cuts lent support, with silver also reaching an all-time peak.

Currency: The dollar held steady on Tuesday as U.S. President Donald Trump's watered down rhetoric against tariffs on China and a potential meeting with his Chinese counterpart raised hopes of de-escalation in tensions between the two economic heavyweights.

FII Derivative Transactions (Rs. Cr)

Contracts	Purchase		Sell		Net	Open Interest (OI)		OI (Previous day)		Change	
	Contract	Value	Contract	Value		Contract	Value	Contract	Value	Contract	Value
Index Future	9267	1771	13637	2607	(836)	217495	41438	213509	40794	3986	644
Index Option	9391263	1774215	9400828	1775754	(1539)	2054281	390441	2053058	390926	1223	(485)
Stock Future	207183	14571	245785	17073	(2502)	5591335	394650	5591941	395405	(606)	(755)
Stock Option	322770	23656	320040	23474	182	377654	26663	373100	26241	4554	422
Total	9930483	1814213	9980290	1818908	(4695)	8240765	853192	8231608	853366	9157	(174)

FII All Activity-BBG (Rs Cr)		Buy	Sell	Net
6-Oct-25		11218	12689	(1472)
7-Oct-25		12663	10999	1664
8-Oct-25		10950	10212	738
9-Oct-25		12396	9990	2407
10-Oct-25		13618	10875	2743
Month to date- Oct		93566	88888	4678
FII (Prov.) (Rs Cr)		Buy	Sell	Net
7-Oct-25		11543	10102	1441
8-Oct-25		10287	10206	81
9-Oct-25		10907	9599	1308
10-Oct-25		10236	9777	459
13-Oct-25		8085	8326	(240)
Month to date-Oct		91286	91739	(453)
DII (Prov.) (Rs. Cr)		Buy	Sell	Net
7-Oct-25		15953	15501	453
8-Oct-25		11733	11404	330
9-Oct-25		12577	11713	864
10-Oct-25		12760	11052	1708
13-Oct-25		14961	12627	2333
Month to date-Oct		113498	99368	14130
FII Debt - BBG (Rs. Cr)		Buy	Sell	Net
3-Oct-25		5326	2975	2351
6-Oct-25		2752	3742	(990)
7-Oct-25		2230	4100	(1870)
8-Oct-25		3977	2271	1706
9-Oct-25		2579	1637	942
Month to date- Oct		19982	16972	3010

Market Breadth	BSE		NSE	
	No.	%	No.	%
Advance	1664	37%	1188	35%
Decline	2627	59%	2102	62%
Unchanged	174	4%	83	2%

Market Turnover	13-Oct	10-Oct	Var (%)
BSE Cash	8779	12727	-31%
NSE Cash	91723	94005	-2%
NSE Futures	89925	102921	-13%
NSE Options	26716463	19826882	35%
Total (Rs.Cr)	26906891	20036535	34%

Volatility Index	13-Oct	10-Oct
Volatility Index	11.01	10.10

Index PE - TTM	13-Oct	Yr. High	Yr. Low
Sensex	22.8	24.1	20.3
Nifty	22.3	23.6	19.6

Corporate News

KEC International The global infrastructure EPC major and an RPG Group company, has secured new orders worth ₹1,174 cr for T&D projects in India and the Middle East. The newly secured projects include a ±800 kV HVDC and 765 kV transmission line order from a reputed private developer in India and a 380 kV transmission line project in Saudi Arabia. (CNBC)

KFin Technologies Ltd has completed its \$34.68 mn investment to acquire a 51% controlling stake in Ascent Fund Services (Singapore) Pte. Ltd (Ascent), becoming its sole promoter.(CNBC)

Lodha Developers Ltd has acquired a 100% stake in Chaitanya Bilva Private Ltd (CBPL) for a cash consideration of ₹499.61 crore, making CBPL its wholly owned subsidiary. (CNBC)

Lloyds Engineering: The Company signs an MOU with Poland's Flyfocus to develop advanced FPV Drones for Defence Sector. (NDTV)

Economy

The Indian government has opened the PM GatiShakti portal to the private sector. This move aims to help businesses optimize last-mile delivery services and develop infrastructure-based applications. The platform provides access to geospatial data for planning and investment decisions. It covers various infrastructure assets, enabling better project design and coordination. (ET)

India's retail inflation dropped to a near three-year low of 1.5% in September, primarily due to falling food prices. This easing inflation, below the RBI's target, has economists anticipating a potential rate cut in December, especially if growth momentum falters. (ET)

India's net direct tax collections reached ₹11.89 lakh cr between April 1 and October 12, marking a 6.33% year-on-year increase. Despite a 15.98% drop in refunds issued, gross tax collections saw a 2.36% rise to ₹13.92 lakh cr. The government has set a net direct tax revenue target of ₹25.2 lakh crore for FY26. (ET)

International

Ford Motor Company is temporarily halting production of at least models, including its profitable Expedition and Lincoln Navigator SUVs, after a fire crippled operations at a major aluminum supplier. (Invst)

Brazilian airline Gol Linhas Aereas Inteligentes SA announced plans to go private as part of a corporate reorganization process. The company, which earlier this year emerged from U.S. bankruptcy proceedings, intends to delist shares from the Brazilian stock exchange B3. (Invst)

Top 5 Nifty Gainers	13-Oct	10-Oct	Var(%)
ADANI PORTS	1438	1409	2.0%
BAJAJ-AUTO	9066	8947	1.3%
BAJFINANCE	1037	1024	1.3%
SHRIRAMFIN	672	665	1.1%
INDIGO	5788	5735	0.9%
Top 5 Nifty Losers	13-Oct	10-Oct	Var(%)
TATAMOTORS	661	679	-2.7%
WIPRO	245	249	-1.4%
INFY	1493	1515	-1.4%
HINDUNILVR	2493	2529	-1.4%
MAXHEALTH	1143	1156	-1.1%

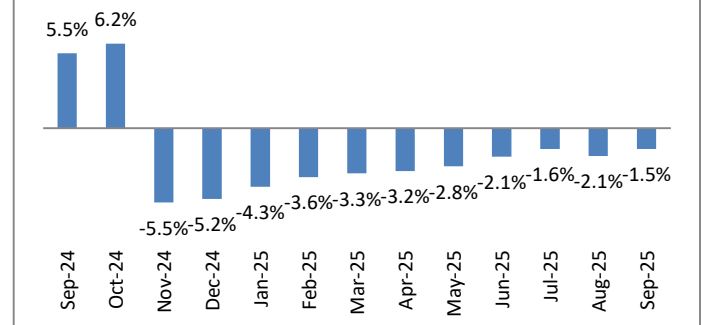
BSE Index Watch	Last	1 day	1 wk	1 mth	1 yr
SENSEX	82327	-0.2%	0.7%	0.5%	0.4%
MIDCAP	46277	-0.2%	0.6%	0.2%	-4.7%
SMLCAP	53147	-0.4%	-0.2%	-0.7%	-6.2%
AUTO	59537	-0.2%	-0.6%	-0.7%	-0.5%
BANKEX	63944	0.1%	0.8%	4.1%	8.6%
Capital Goods	68963	-0.8%	-0.9%	-1.0%	-4.3%
FMCG	20063	-0.8%	-1.0%	-3.5%	-11.7%
Health Care	44666	0.0%	1.6%	-0.6%	0.1%
IT	34672	-0.9%	1.4%	-2.3%	-19.8%
METAL	33851	-0.4%	0.3%	3.3%	0.7%
Oil & Gas	27311	-0.2%	-0.2%	4.1%	-9.4%
Power	6797	0.0%	0.0%	1.6%	-19.3%
Realty	6967	0.0%	1.7%	1.4%	-15.6%

Margin Trading Disclosure (Rs. In Cr)	Last	1 day	1 wk	1 mth	3 mth
Op. Scripwise Outstanding	107807	-0.2%	1.3%	12.8%	22.8%
Fresh Exposure	3810	22.3%	7.2%	-40.8%	-37.4%
Exposure liquidated	3912	17.5%	10.5%	-44.7%	-28.7%
Closing Net scripwise outstanding	107705	-0.1%	1.2%	13.5%	21.8%

NSE USD Futures	13-Oct	10-Oct	Var (%)
Oct Expiry (Rs./\$)	86.87	86.82	0.1%
Nov Expiry (Rs./\$)	88.16	86.87	1.5%
Total Turnover (Rs. Crore)	2452	2355	4%

Sectors	TTM PE
Auto	34.01
Auto Ancillary	43.33
Banking	14.66
Engineering	45.62
Cement	66.69
Diamonds & Jewellery	42.61
Housing Finance	23.66
Infrastructure & Const	26.77
Metals-Aluminium	29.01
Metal – Steel	18.45
Oil Expl.	7.88
Pharma	10.51
Power – Gen. Supp.	39.31
Information Tech.	30.78
Sugar	17.06
Telecom Serv. Prov.	38.54
Tyres	34.34

INDIA CPI YoY (Source: NBRR)



10 year G-Sec Yield	Current	Previous	Change
US	4.06%	4.03%	2 bps
Japan	1.68%	1.69%	(1) bps
India	6.52%	6.54%	(2) bps
UK	4.66%	4.68%	(2) bps
Libor 3 Mths	4.85%	4.85%	(0) bps

Indian Eco Data	Current	Previous	Var(%)
Forex Reserve (US\$ in bn)	602	700	-14.0%
Inflation - WPI	0.52%	-0.58%	110 bps
Inflation - CPI	1.54%	2.07%	(53) bps

India GDP	Q3FY25	Q2FY25	Var (%)
Growth	7.81%	7.38%	43 bps

Monetary Policy	Current	Previous	Change
Repo Rate	5.50%	5.50%	0 bps
Reverse Repo Rate	3.35%	3.35%	0 bps
CRR	3.00%	4.00%	(100) bps
O/S Banking System Liquidity (Rs bn)	1363	1364	(1.5)

IIP Growth %	Aug-25	Aug-24	Apr-Aug
IIP	4.0	0.0	2.9
Capital Goods	4.4	0.0	6.9
Mining	3.8	1.2	4.2
Manufacturing	4.1	-3.7	0.5
Electricity	6.0	-4.3	-2.5

ADR Price Movement

Company	Price (US\$)	Volume	Previous Day Price	Volume	Variance (%)	No. of Share Per ADR	ADR Price (Rs.)	BSE Price	Variance (%)
Infosys Tech	16.78	9959807	16.58	15132747	1.21%	1	1487.97	1493.20	-0.4%
Wipro	2.69	11460188	2.66	11039150	1.13%	1	238.54	245.13	-2.7%
Dr.Reddy's	14.36	1048611	14.34	1066527	0.14%	1	1273.37	1262.40	0.9%
ICICI Bank	31.15	3872513	31.09	3139606	0.19%	2	1381.11	1379.40	0.1%
HDFC Bank	35.08	4265388	34.82	3768524	0.75%	3	1036.91	977.00	6.1%

GDR's (US\$)

	Prices	Prev. Close	Change	Var %
L&T	42.55	42.55	0.0	0.0%
RIL	61.70	61.50	0.2	0.3%
SBI	99.40	99.20	0.2	0.2%

US Economy Data	Current	Previous
Inflation (%) (YoY)	2.90%	2.70%
Unemployment (%)	4.30%	4.20%

Interest Rate (%)	Current	Previous
Fed Rate	4.25%	4.50%

US GDP	Q2CY25	Q1CY25
Growth (QoQ Annualized)	3.80%	-0.60%

China Economy Data	Current	Previous
GDP	5.20%	5.40%
Inflation – CPI (%)	-0.40%	0.00%

Economic Calendar

	Date
Indian GDP Data	28 Nov
Indian Inflation Data CPI	12 Nov
Indian Inflation Data WPI	14 Oct
Indian Monetary Policy	05 Dec
India's Industrial Production (IIP)	28 Oct
US Inflation Data	15 Oct
US GDP	30 Oct
US Unemployment Data	07 Nov
US Fed Rate	29 Oct
China GDP	20 Oct
China Inflation Data	15 Oct

Event Update

Name	Date	Purpose
Delphi World Money Ltd.	14/10/25	Right Issue of Equity Shares
Gokul Agro Resources Ltd.	14/10/25	Stock Split from Rs. 2/- to Re.1/-
MOS Utility Ltd.	14/10/25	Bonus
Tata Investment Corporation Ltd.	14/10/25	Stock Split from Rs.10/- to Re.1
Tata Motors Ltd.	14/10/25	Spin Off
Utkarsh Small Finance Bank Ltd.	14/10/25	Right Issue of Equity Shares
Globe International Carriers Ltd.	15/10/25	Bonus & Split/Subdivision
SKF India Ltd.	15/10/25	Spin Off
Tata Consultancy Services Ltd.	15/10/25	Rs.11.0000 per share(1100%)Second Interim Dividend
Welcure Drugs & Pharmaceuticals Ltd.	16/10/25	Stock Split from Rs.10/- to Re.1/-
AB Infrabuild Ltd.	17/10/25	Stock Split from Rs.10/- to Re.1/-
Anand Rathie Wealth Ltd.	17/10/25	Interim Dividend
JFL Life Sciences Ltd.	17/10/25	EGM
Rolex Rings Ltd	17/10/25	Stock Split from Rs. 10/- to Re.1/-
Sunrakshak Industries India Ltd.	17/10/25	Stock Split from Rs.10/- to Rs.2/-
Narmada Macplast Drip Irrigation Systems Ltd.	18/10/25	Stock Split from Rs. 10/- to Rs.2/-

Bulk Deal As On 13/10/25

BSE					
Security Code	Security Name	Client Name	Deal	Quantity	Price
530027	AADIIND	RAMESH SUNDARESAN	S	57219	4.66
539506	ADCON	NIRAJ RAJNIKANT SHAH	B	1211807	0.67
544425	AJCJEWEL	AMIT RAJENDRA PRASAD AGARWAL	B	60000	95.14
544425	AJCJEWEL	VIKASA INDIA EIF I FUND-INCUBE GLOBAL OPPORTUNITIES	S	67200	94.86
544555	AMEENJI	SATHEESHKUMAR K	S	110400	135.12
543335	APTUS	BNP PARIBAS FINANCIAL MARKETS	B	334974	315.25
543335	APTUS	MORGAN STANLEY ASIA (SINGAPORE) PTE.	S	334974	315.25
526935	ARUNIS	F3 ADVISORS PRIVATE LIMITED	B	300000	93.72
526935	ARUNIS	JATINKUMAR MAHENDRABHAI SHAH	S	510000	93.72
526935	ARUNIS	KPBS WEALTH PRIVATE LIMITED	S	395000	93.72
526935	ARUNIS	MAHENDRABHAI KANTILAL SHAH	S	500000	93.72
526935	ARUNIS	MANSI SHARE AND STOCK BROKING PRIVATE LIMITED	S	383194	93.72
526935	ARUNIS	MILAN BHARATBHAI LATHIYA	B	284787	93.72
526935	ARUNIS	NEO APEX VENTURE LLP	S	1250000	93.72
526935	ARUNIS	SAVITRIBEN MAHENDRAKUMAR SHAH	S	600000	93.72
526935	ARUNIS	USHMA DIVYESH SHAH	S	390000	93.72
530249	BRIDGESE	PRASANT DEVENDRABHAI CHAUDHARY	S	230434	13.6
543618	CARGOTRANS	BONANZA PORTFOLIO LIMITED	S	13500	116.51
543618	CARGOTRANS	BONANZA PORTFOLIO LIMITED	B	34500	122.33
539559	DDIL	INDIA FAST FORWARD ADVISORY SERVICES PRIVATE LIMITED	B	1100000	5.2
544556	DHILLON	DEVESHKUMAR PRAVINBHAI PATEL	B	22400	44.59
544556	DHILLON	PINABEN PRAVINBHAI PATEL	B	22400	44.59
544556	DHILLON	PRAVINKUMAR MADHAVLAL PATEL	B	22400	44.59
522027	EMAINDIA	PACE STOCK BROKING SERVICES PVT LTD	B	8640	289.35
522027	EMAINDIA	PREM LATA PARAKH	S	8364	289.35
531259	ESHAMEDIA	NIVESH CONSULTANCY PRIVATE LIMITED	B	60000	47.59
540266	GLCL	MAHIKA MAHENDRA GAVAS	S	34727	22.81
539224	HCKKVENTURE	GAUTAM KISHORE	S	39200	31.58
526967	HEERAISP	DEALMONEY COMMODITIES PRIVATE LIMITED	S	53833	8.6
526967	HEERAISP	RAVAL NAMAN VIRENDRAKUMAR	B	49107	8.6
538837	JSTL	AKSHAT JAJODIA	B	100000	50.48
538837	JSTL	NANDELA GOPALAKRISHNA REDDY	S	500000	50.2
538837	JSTL	PRITY AGARWAL	B	300000	50.3
538837	JSTL	RAMPURHAT PSC SLEEPERS LIMITED	B	100000	49.97
539014	KALPACOMME	SUDHANSHU KANDA	B	56000	13.22
531328	KRETTOSYS	MANSI SHARE AND STOCK BROKING PRIVATE LIMITED	B	7000000	1.4
537800	MANGIND	SAURABH JAIN	S	7500000	1.56
537800	MANGIND	SHARBHANG COMMERCIAL COMPANY PRIVATE LIMITED .	B	6500000	1.56
544553	MPKSTEELS	TUMPKINSHARP TRADING PRIVATE LIMITED	B	52800	87.68
542724	MURAE	IFL ENTERPRISES LIMITED	S	36916571	0.36
542724	MURAE	TATAD NAYAN GAUTAMBHAI	B	20000000	0.36
517431	NARMP	ASHIK DHIRUBHAI SANGHVI	S	27545	135.8
517431	NARMP	MEGHNA MUNIR SHAH	S	32861	135.8
517431	NARMP	TWINKLE PRATIK SHAH	S	20950	135.8
544495	NISMGMT	ANIL VISHANJI DEDHIA	B	100800	90
531512	ORIENTTTR	DEEPAK YALLAPPA MANE	S	190485	23.51
531512	ORIENTTTR	JYOTI MUKESH NALAWADE	B	234908	23.49
531512	ORIENTTTR	NIRAJ RAJNIKANT SHAH	B	190000	23.51
530111	RAJPACK	NARENDRA VENIGOTA	B	75820	41.83
512115	ROSEMER	NIPA HARIA	S	60000	70.75
512115	ROSEMER	OM PRAMILA STOCKS PRIVATE LIMITED	B	120000	70.75
530525	RRETAIL	MOONLIGHT MULTITRADE LLP	B	1000000	9.15
530525	RRETAIL	ZAHERA TRADERS LLP	S	868564	9.1
530929	RRPDEFENSE	EPITOME TRADING AND INVESTMENTS	S	12564	703.35

530929	RRPDEFENSE	PRASHANT N SHET	S	8000	703.4
530929	RRPDEFENSE	RAJEEV AND SONS HUF .	B	10000	703.35
542146	SKIFL	ALTIZEN VENTURES LLP	S	351250	18.2
542146	SKIFL	R G FAMILY TRUST	B	357500	18.2
531205	SPRIGHT	ISHAAN TRADEFIN LLP	S	11631873	1.01
531205	SPRIGHT	ISHAAN TRADEFIN LLP	B	15131873	0.97
531205	SPRIGHT	L7 HITECH PRIVATE LIMITED	S	17500000	0.99
531205	SPRIGHT	NIRAV DINESHBHAI CHAUDHARI	S	8000000	0.98
531205	SPRIGHT	VAGHANI VIRAJ	B	20800000	1.04
539117	SUJALA	ALIA COMMOSALES LLP	B	50000	67.35
539117	SUJALA	DEEPAK YALLAPPA MANE	S	193166	67.29
539117	SUJALA	NIRAJ RAJNIKANT SHAH	B	119980	67.33
511447	SYLPH	SRESTHA FINVEST LIMITED	S	4395865	0.75
521005	TITANIN	VARANGA PROPERTIES PRIVATE LIMITED	S	2771841	2.94
521005	TITANIN	VARANGA PROPERTIES PRIVATE LIMITED	B	2630943	2.9
544531	TRUECOLORS	ROYAL ALPHA OPPORTUNITY FUND	B	209400	194
544565	VALPLAST	SAROJDEVI P GUPTA	B	142000	56.5
544508	VASHISHTHA	AVIRAT ENTERPRISE	S	18000	184
544508	VASHISHTHA	PANKAJ DHANJI CHHEDA HUF	S	21600	183.2

NSE					
Security Code	Security Name	Client Name	Deal	Quantity	Price
BAGDIGITAL	B.A.G.Convergence Limited	CROWN CREST FINSERV PRIVATE LIMITED	BUY	184000	97
BAGDIGITAL	B.A.G.Convergence Limited	RAMAN TALWAR	BUY	395200	97
BAGDIGITAL	B.A.G.Convergence Limited	VIKASA INDIA EIF I FUND-INCUBE GLOBAL OPPORTUNITIES	SELL	641600	97.03
BANKBARODA	Bank of Baroda	GOLDMAN SACHS (SINGAPORE) PTE - ODI	SELL	497965	267.5
BANKBARODA	Bank of Baroda	GOLDMAN SACHS BANK EUROPE SE - ODI	BUY	497965	267.5
CANBK	Canara Bank	GOLDMAN SACHS (SINGAPORE) PTE - ODI	SELL	828660	127
CANBK	Canara Bank	GOLDMAN SACHS BANK EUROPE SE - ODI	BUY	828660	127
COALINDIA	Coal India Ltd	GOLDMAN SACHS (SINGAPORE) PTE - ODI	SELL	578569	381.5
COALINDIA	Coal India Ltd	GOLDMAN SACHS BANK EUROPE SE - ODI	BUY	578569	381.5
COFORGE	Coforge Limited	GOLDMAN SACHS (SINGAPORE) PTE - ODI	SELL	58319	1715
COFORGE	Coforge Limited	GOLDMAN SACHS BANK EUROPE SE - ODI	BUY	58319	1715
ESFL	Essen Speciality Films L	ABLY COMMERCE PRIVATE LIMITED	SELL	164520	275.5
HDFCBANK	HDFC Bank Ltd.	GOLDMAN SACHS (SINGAPORE) PTE - ODI	SELL	272219	978.5
HDFCBANK	HDFC Bank Ltd.	GOLDMAN SACHS BANK EUROPE SE - ODI	BUY	272219	978.5
IZMO	IZMO Limited	NEO APEX VENTURE LLP	SELL	116972	1014
JALAN	Jalan Transolu. India Ltd	PATATRI MUKHERJEE	SELL	123000	3.85
LUPIN	Lupin Limited	GOLDMAN SACHS (SINGAPORE) PTE - ODI	SELL	81892	1977
LUPIN	Lupin Limited	GOLDMAN SACHS BANK EUROPE SE - ODI	BUY	81892	1977
MANKIND	Mankind Pharma Limited	GOLDMAN SACHS (SINGAPORE) PTE - ODI	SELL	42245	2440
MANKIND	Mankind Pharma Limited	GOLDMAN SACHS BANK EUROPE SE - ODI	BUY	42245	2440
MUNISH	Munish Forge Limited	SHREYA YADAV	BUY	135600	126.03
MUNJALSHOW	Munjali Showa Ltd	ESVEE CAPITAL	SELL	380000	122.09
CBAAZAR	Net Avenue Technologies L	ARUN MAHESHWARI HUF	SELL	176000	3.65
POLYSIL	Polysil Irrigation Syst L	YAGNIK BHARATKUMAR TANK	BUY	150000	272.45
PVRINOX	PVR INOX Limited	GOLDMAN SACHS (SINGAPORE) PTE - ODI	SELL	141767	1100
PVRINOX	PVR INOX Limited	GOLDMAN SACHS BANK EUROPE SE - ODI	BUY	141767	1100
SANGINITA	Sanginita Chemicals Limit	DINESHSINH BHIMSINH CHAVADA	SELL	200000	10.24
SHREECEM	SHREE CEMENT LIMITED	GOLDMAN SACHS (SINGAPORE) PTE - ODI	SELL	4837	29630
SHREECEM	SHREE CEMENT LIMITED	GOLDMAN SACHS BANK EUROPE SE - ODI	BUY	4837	29630
SOLARINDS	Solar Industries (I) Ltd	GOLDMAN SACHS (SINGAPORE) PTE - ODI	SELL	8575	14005
SOLARINDS	Solar Industries (I) Ltd	GOLDMAN SACHS BANK EUROPE SE - ODI	BUY	8575	14005

SUBAHOTELS	Suba Hotels Limited	VEGESNA SECURITIES PRIVATE LIMITED	BUY	150000	196.65
TAURIAN	Taurian MPS Limited	NEXT ORBIT GROWTH FUND III	SELL	46400	359.64
TECHERA	TechEra Engineer (Ind) L	BHOOVAN SORAN	BUY	112800	282.45
VEDL	Vedanta Limited	GOLDMAN SACHS (SINGAPORE) PTE - ODI	SELL	267412	478
VEDL	Vedanta Limited	GOLDMAN SACHS BANK EUROPE SE - ODI	BUY	267412	478
VIPULLTD	Vipul Limited	SHARBHANG COMMERCIAL COMPANY PRIVATE LIMITED .	BUY	2300000	8.1
VIPULLTD	Vipul Limited	USHA BAID	SELL	3000000	8.11
WEWORK	WeWork India Management	CLSA GLOBAL MARKETS PTE. LTD-ODI	SELL	836616	618.55

Disclosure:

Research Reports that are published by Nirmal Bang Securities Private Limited (hereinafter referred to as “NBSPL”) are for private circulation only. NBSPL is a registered Research Analyst under SEBI (Research Analyst) Regulations, 2014 having Registration no. INH000001766. NBSPL is also a registered Stock Broker with National Stock Exchange of India Limited, BSE Limited, Metropolitan Stock Exchange of India Limited, Multi Commodity Exchange of India Limited and , National Commodity and Derivative Exchange Limited in Capital Market , Equity and Commodities derivatives segments and Currency Derivatives Segment .

NBSPL has other business divisions with independent research teams separated by Chinese walls, and therefore may, at times, have different or contrary views on stocks and markets.

NBSPL or its associates have not been debarred / suspended by SEBI or any other regulatory authority for accessing / dealing in securities Market since last 20 years. NBSPL, its associates or analyst or his relatives do not hold any financial interest (Except Investment) in the subject company. NBSPL or its associates or Analyst do not have any conflict or material conflict of interest at the time of publication of the research report with the subject company. NBSPL or its associates or Analyst or his relatives may or may not hold beneficial ownership of 1% or more in the subject company at the end of the month immediately preceding the date of publication of this research report.

NBSPL or its associates / analyst has not received any compensation / managed or co-managed public offering of securities of the company covered by Analyst during the past twelve months. NBSPL or its associates have not received any compensation or other benefits from the company covered by Analyst or third party in connection with the research report. Analyst has not served as an officer, director or employee of Subject Company. NBSPL / analyst has not been engaged in market making activity of the subject company.

Analyst Certification: The research analysts and authors of these reports, hereby certify that the views expressed in this research report accurately reflects my/our personal views about the subject securities, issuers, products, sectors or industries. It is also certified that no part of the compensation of the analyst(s) was, is, or will be directly or indirectly related to the inclusion of specific recommendations or views in this research. The analyst(s) principally responsible for the preparation of this research report and has taken reasonable care to achieve and maintain independence and objectivity in making any recommendations.

Disclaimer:

The Research Report is for the personal information of the authorized recipient and does not construe to be any investment, legal or taxation advice. NBSPL is not soliciting any action based upon it. Nothing in the research report shall be construed as a solicitation to buy or sell any security or product, or to engage in or refrain from engaging in any such transaction. In preparing the research report, we did not take into account the investment objectives, financial situation and particular needs of the reader.

The research report has been prepared for the general use of the clients of NBSPL and must not be copied, either in whole or in part, or distributed or redistributed to any other person in any form. If you are not the intended recipient you must not use or disclose the information in the research report in any way. Though disseminated to all the customers simultaneously, not all customers may receive the research report at the same time. NBSPL will not treat recipients as customers by virtue of their receiving the research report. The research report is not directed or intended for distribution to or use by any person or entity resident in a state, country or any jurisdiction, where such distribution, publication, availability or use would be contrary to law, regulation or which would subject NBSPL & its group companies to registration or licensing requirements within such jurisdictions.

The report is based on the information obtained from sources believed to be reliable, but we do not make any representation or warranty that it is accurate, complete or up-to-date and it should not be relied upon as such. We accept no obligation to correct or update the information or opinions in it. NBSPL or any of its affiliates or employees shall not be in any way responsible for any loss or damage that may arise to any person from any inadvertent error in the information contained in the research report. NBSPL or any of its affiliates or employees do not provide, at any time, any express or implied warranty of any kind, regarding any matter pertaining to this report, including without limitation the implied warranties of merchantability, fitness for a particular purpose, and non-infringement. The recipients of the research report should rely on their own investigations.

This information is subject to change without any prior notice. NBSPL reserves its absolute discretion and right to make or refrain from making modifications and alterations to this statement from time to time. Nevertheless, NBSPL is committed to providing independent and transparent recommendations to its clients, and would be happy to provide information in response to specific client queries.

Before making an investment decision on the basis of research report, the reader needs to consider, with or without the assistance of an adviser, whether the advice is appropriate in light of their particular investment needs, objectives and financial circumstances. There are risks involved in securities trading. The price of securities can and does fluctuate, and an individual security may even become valueless. International investors are reminded of the additional risks inherent in international investments, such as currency fluctuations and international stock market or economic conditions, which may adversely affect the value of the investment. Opinions expressed are subject to change without any notice. Neither the company nor the director or the employees of NBSPL accept any liability whatsoever for any direct, indirect, consequential or other loss arising from any use of the research report and/or further communication in relation to the research report. Here it may be noted that neither NBSPL, nor its directors, employees, agents or representatives shall be liable for any damages whether direct or indirect, incidental, special or consequential including lost revenue or lost profit that may arise from or in connection with the use of the information contained in the research report.

Copyright of this document vests exclusively with NBSPL.

Our reports are also available on our website

Registration granted by SEBI and certification from NISM in no way guarantee performance of NBSPL or provide any assurance of returns to investors.

Nirmal Bang Research (Division of Nirmal Bang Securities Pvt. Ltd.)

B-2, 301/302, Marathon Innova,
Opp. Peninsula Corporate Park
Off. Ganpatrao Kadam Marg
Lower Parel(W), Mumbai-400013
Board No. : 91 22 6723 8000/8001
Fax. : 022 6723 8010